

Welcome to Wellington Lions Primary Academy EYFS

2022-2023



Starting school and getting to know your child

We have a bright, spacious classroom and a large outside area that the children use. Class names start with R and the last letter is the initial of your child's teachers surname.

The first half term of Reception is all about getting to know your child. It is an opportunity for your child to get used to their new setting and make friends.

We will find out about your child's interest so we can build these into our curriculum and make it a stimulating and exciting place for your child to learn.

We will find out your child's starting point so we can best plan our curriculum to suit the children's needs.

Please send back letters sent out last week!

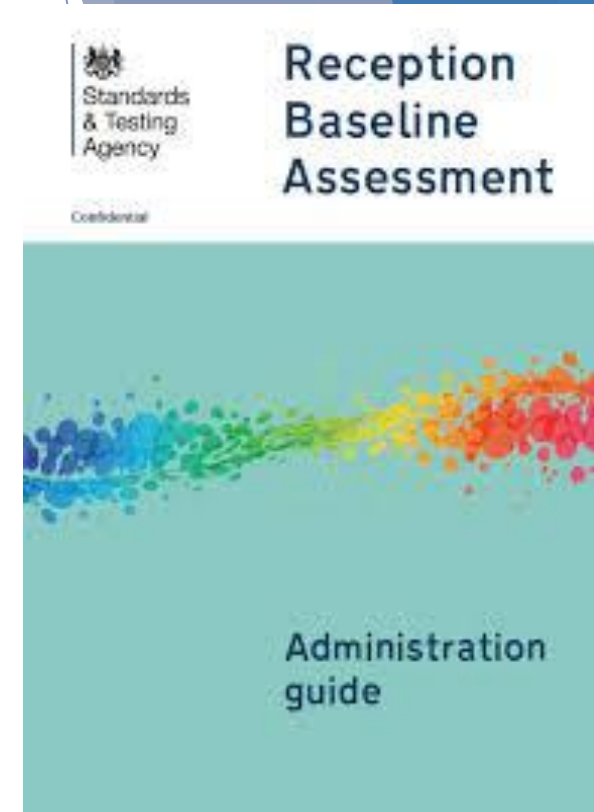
Term Dates

Term Dates & Information - <https://wellingtonlions.org.uk/term-dates-information>

(link to website term dates)

Reception Baseline Assessment

- ▶ Assessment will be administered in the first 6 weeks of your child starting school. It is a 1:1 assessment with the teacher.
- ▶ It is designed to be an inclusive assessment so SEND and EAL pupils can participate.
- ▶ The RBA purpose is to be a stable progress measure for children from EYFS to Yr6.
- ▶ Your child will not know they are being assessed!



The School Day

- ▶ Gates open at 8:30am and locked at 8:45am.
- ▶ Children will be ready to be collected at 3:15pm from the classroom
- ▶ Please ensure you arrive on time and collect on time as this can sometimes cause anxiety with children
- ▶ Any meetings should be booked via the office.
- ▶ Please pass on any messages in the morning or via the office

The Foundation Stage Curriculum

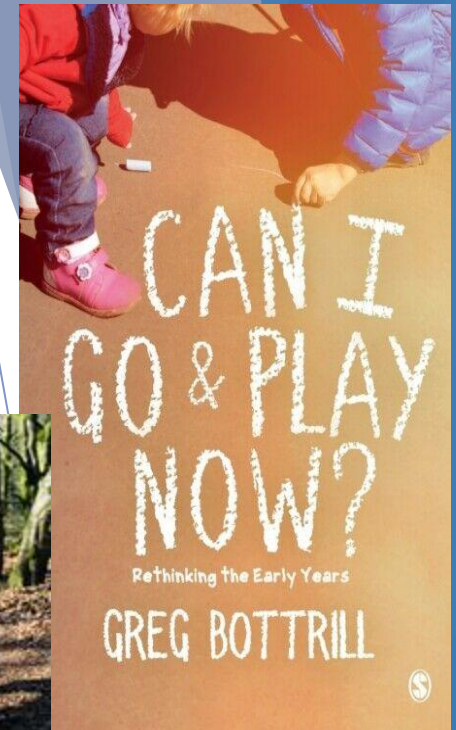

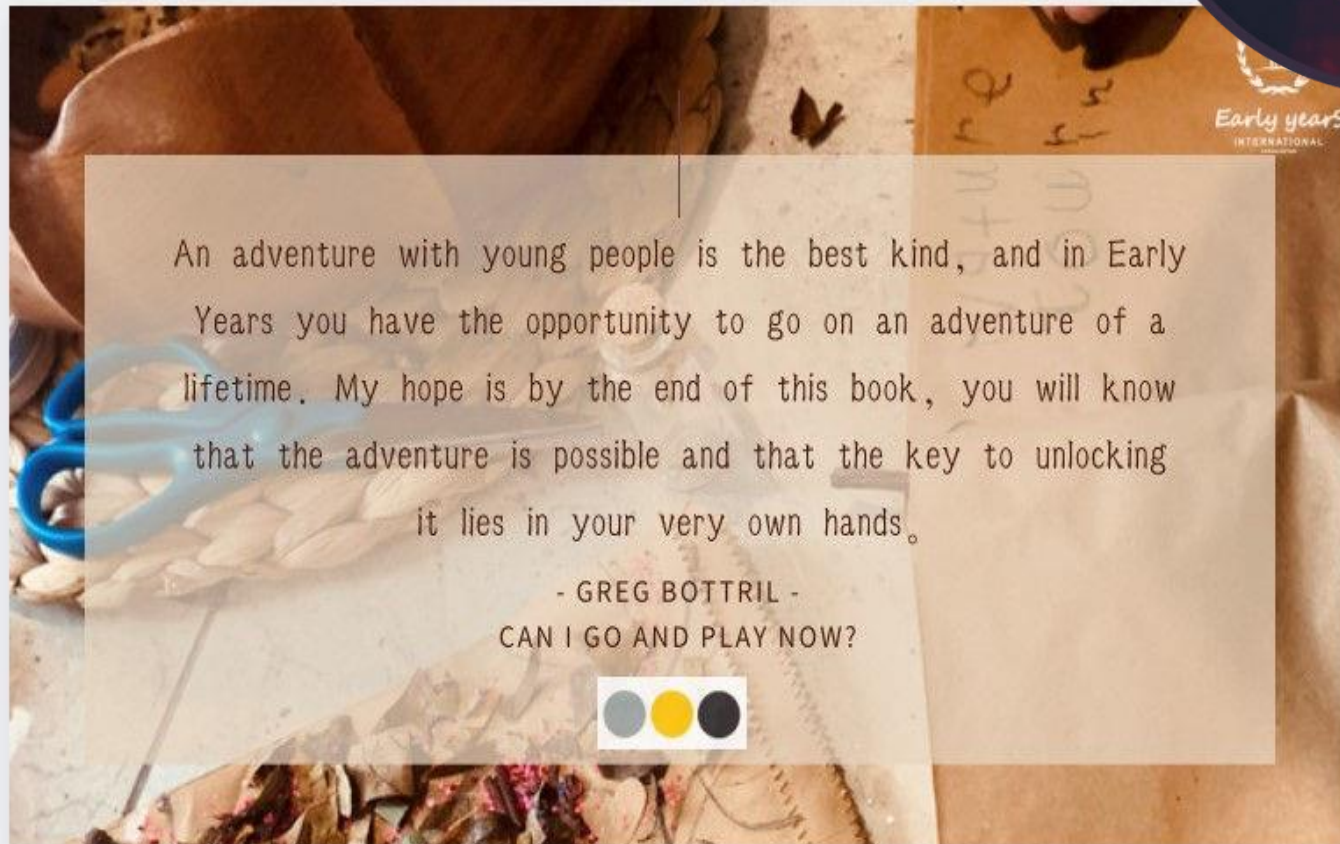


- ▶ At the Wellington Primaries we use the non statutory guidance called, 'Development Matters' to support our curriculum.
- ▶ We are developing a broad, curriculum that builds learning over time and has a clear progression of skills, allowing children to apply the 'prime areas' of the curriculum to their learning overall.
- ▶ We will be focusing on developing and building a wide range of vocabulary within our curriculum.
- ▶ Much of our learning will focus around 'The Curious Child' and instilling a love of learning!
- ▶ Play is essential!

Play!

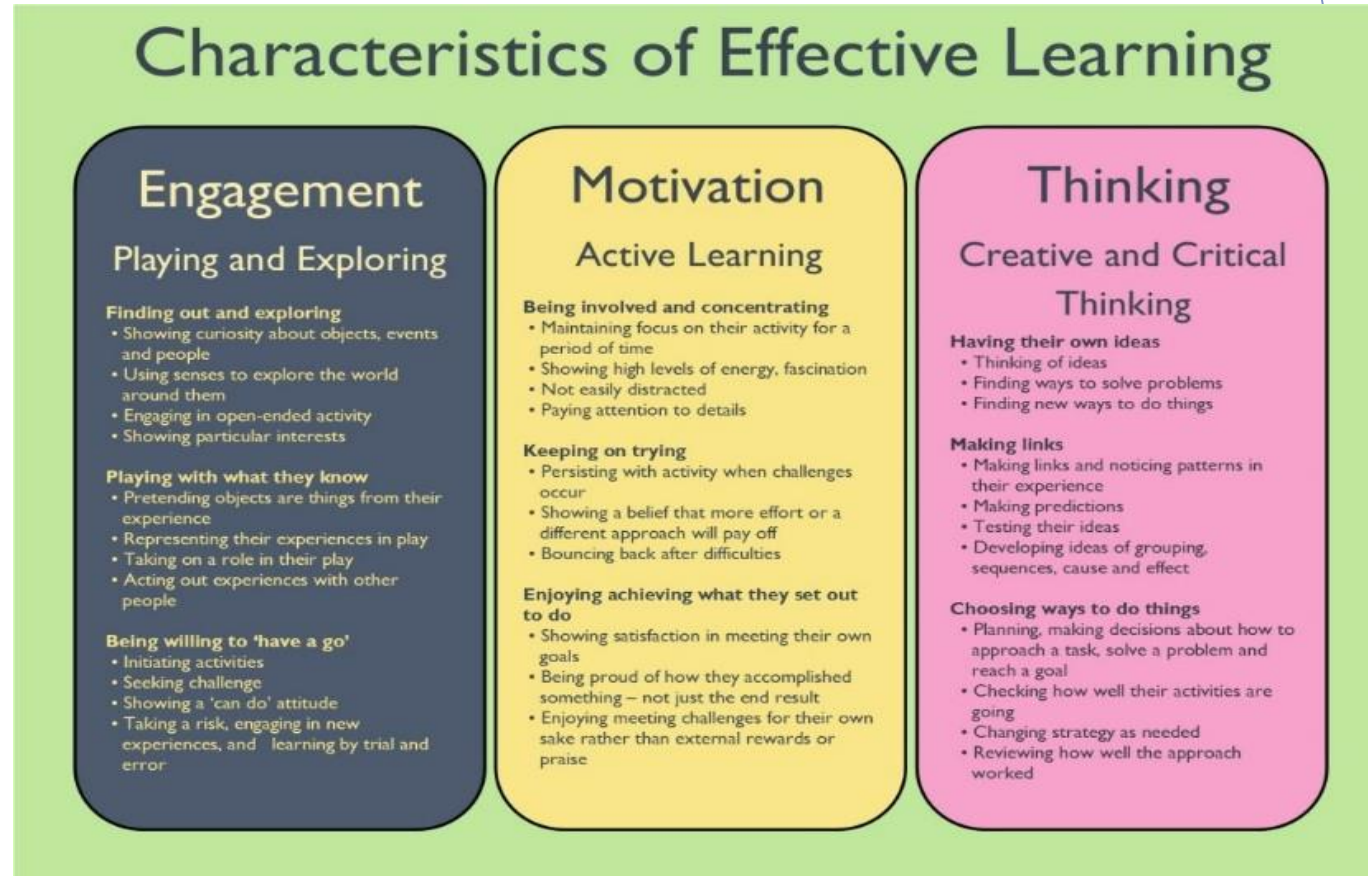
Greg Bottrill – Early Years consultant

[Adventure Island TV Episode 4 - Bing video](#)



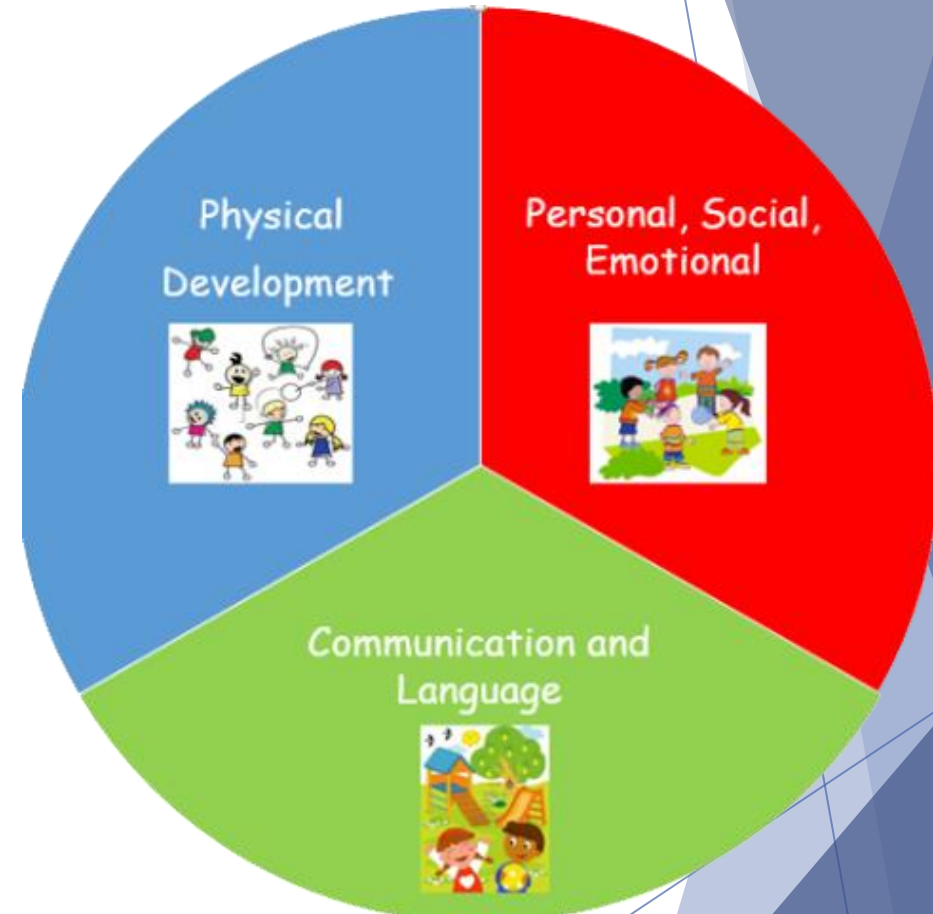
Characteristics of Effective Learning

- ▶ There are three characteristics of effective teaching and learning:
- ▶ **Playing and exploring** - children will have opportunities to investigate and experience things and 'have a go.' Their senses will be active.
- ▶ **Active learning** - children will have time and space to concentrate and keep on trying if they encounter difficulties and enjoy their achievements. They will actively engage with the environment both indoors and out.
- ▶ **Creating and thinking critically** - we encourage and support children to use and develop their own ideas, make links between ideas and develop strategies for achieving what they wish.



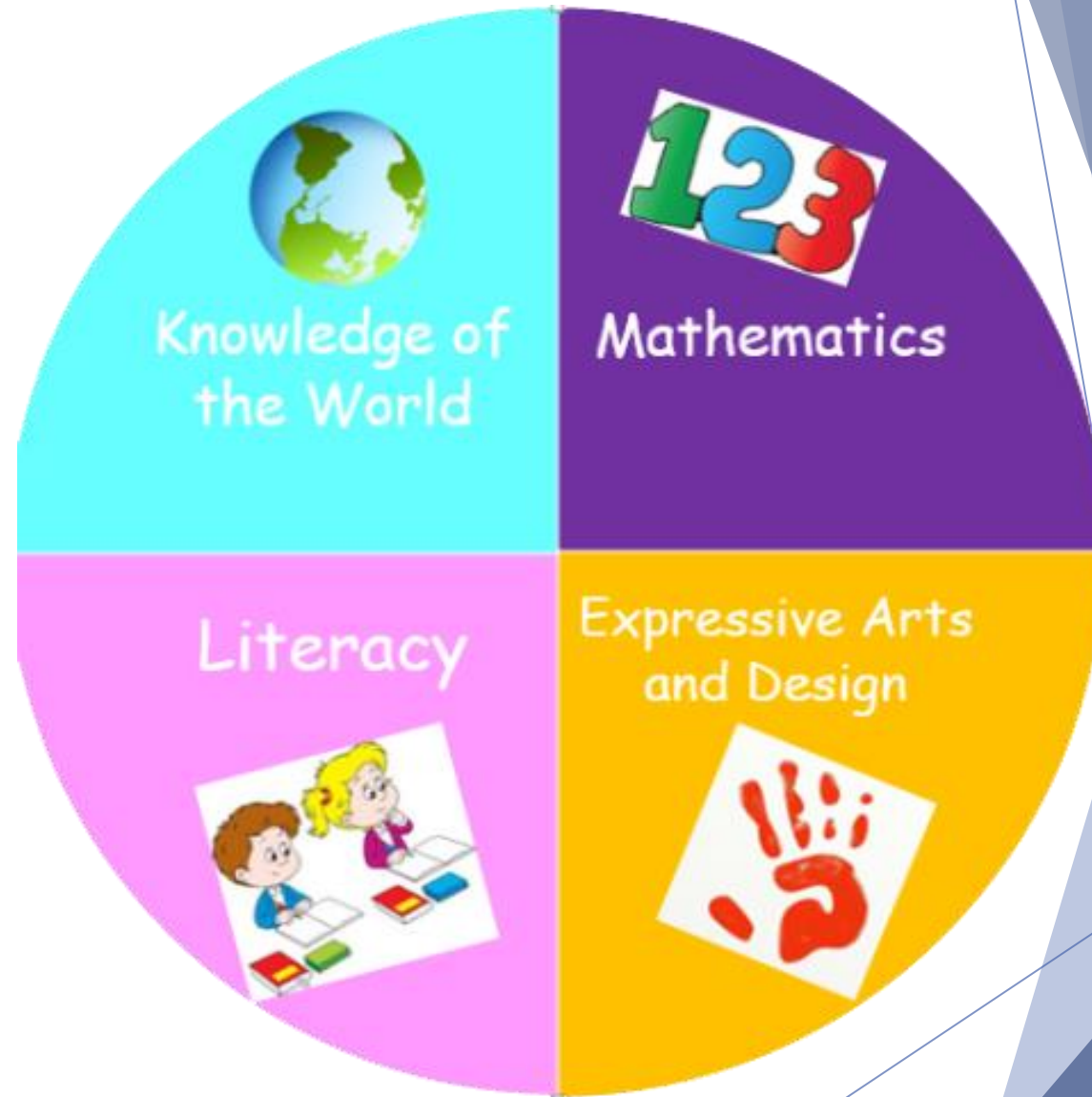
Prime Areas

- ▶ Communication and language
- ▶ Personal, Social and Emotional Development
- ▶ Physical Development



Specific Areas

- ▶ Literacy
- ▶ Maths
- ▶ Understanding the World
- ▶ Expressive Art and Design



Read, Write, Inc.

We are a 'Read, Write Inc.' school. This is how we teach children to read. We will share more information about this during a meeting in September.


You have the first set of sounds and rhymes to support your child in learning the sounds and the characters.

The link below has a very useful guide in supporting you with how to say the pure sounds.

[Learn to read with phonics | Oxford Owl](#)



Set 1 Sounds



Book talk at home



- Language comprehension starts at birth.
- Reading starts with talking. Spend time looking at books, talking about the pictures, what can the children see? What is happening? Instill a love of reading and books.
- When your child first starts to bring books home they may have few or no words. These are books to share and talk about together.
- The books will be banded against your child's RWI phonic set and will match the sounds they learn in school. *Your child should read this book to you following the words with their finger.* We would like you to listen to your child read **3-5 times a week minimum**. Please sign the book each time you read. This should be kept in your child's bag and returned to school everyday.
- You will soon receive a home learning pack which will include sounds to practice at home.
- There will also be a seasonal home learning grid with suggested activities for you to complete with your child.

Home Learning Grid- Reception Autumn 1

Please choose an activity a week to support your child's learning at home. Please do share them with your child's class teacher! You can email photos to karynsouth@wpschools.org.uk Have fun!

Make playdough! Playdough is a really good way to flex those finger muscles to get them ready for writing! Follow the simple playdough instructions. Get your child to count the cups that you add to the recipe. https://www.bbc.com/1/learningzone/2013/05/quick-and-easy-no-cook-playdough-recipe.html	Go on a nature walk Collect twigs, leaves, conkers and acorns. Find a space either at home or in the park and make a picture using the items you have collected. Don't forget to take a photograph!	Heart map Draw a big heart. Inside draw all of the things you love including your family! Can you label them with the initial (m for mum, etc) sound?
Go on a phonics hunt! Go on a hunt either outside or around your house. What things can you see? Can you hear the initial sound they make? Can you find anything that starts with the same initial sound as your name?	Nursery Rhyme fun Make the characters from your nursery rhymes into puppets so that you can use them to act out the nursery rhymes you have learnt.	Citizenship walk Help keep our community tidy. Go for a litter pick in your street or local park with an adult. Make sure you pick things up safely. Wear gloves to protect your hands and don't pick up anything sharp. Count how many items you collected. Wash your hands.
Go on a number hunt Numbers are everywhere! Go for a walk and see how many different numbers you can find. Where did you find them? Which number did you find the most? What is your house number? How many numbers did you find?	Teddy bear picnic Set up a teddy bear picnic in your garden. Can you create some invites for your family and teddies? Don't forget to lay out all the food, napkins, and blankets. How many of each do you need?	Journey stick Begin your walk by finding a long stick and starting from the top. See different things that you find on the way on to it with string. Tell your family about your walk by describing the things on your stick. How many items did you collect?

Snack time

- ▶ Snack is provided for your child Please do not bring in snacks from home.
- ▶ We will also give children the opportunity to help make healthy snacks in class to encourage independence and opportunities to apply skills they are learning in different contexts such as counting, sorting and sharing with their friends.



Lunchtime

- ▶ Lunch time is a sociable, enjoyable time where children and grown ups sit together to eat their lunch.
- ▶ Children are encouraged to use their knife and fork at the table and show good table manners at all times.
- ▶ Children are given a Free School Meal and they are encouraged to try a range of different foods.
- ▶ On site prepared meals are compulsory for pupils from YR until the end of year 2. Please ensure we have details of any allergies or religious observances.

Birthdays

- ▶ We will celebrate your child's birthday by singing
- ▶ You are welcome to bring in small cupcakes or a small treat to share at home time
- ▶ Please ensure cakes are individual as we will not be able to cut cakes
- ▶ Cakes and treats will be given out at the end of the day so parents can choose if their child eats them to ensure all dietary needs are covered



Your child's uniform- Label everything

- ▶ Reception, Years 1 and 2
- ▶ Navy sweatshirt or cardigan with school logo *
- ▶ Plain white polo shirt
- ▶ Boys – Grey trousers or grey tailored shorts
- ▶ Girls – Grey pinafore dress, grey skirt or grey trousers
- ▶ Boys – Grey or navy socks
- ▶ Girls – Grey or navy tights /white socks
- ▶ Black polishable school shoes, not trainers or plimsolls
- ▶ Our uniform supplier is:
 - ▶ Stitch-A –Logo
12 Glenmore Business Park
Colebrook Way
Andover
Hampshire
SP10 3GQ
Tel: 01264 351515
 - ▶ sales@stitch-a-logo.co.uk
 - ▶ www.stitch-a-logo.co.uk



PE Kit

- ▶ All Year Groups: Sports Kit and Outdoor Wear
- ▶ Indoor/Summer
- ▶ Blue T-shirt with school logo
- ▶ Navy shorts
- ▶ Plimsols or trainers
- ▶ Outdoor
- ▶ Reception, Years 1 and 2: navy jogging bottoms (with school sweatshirt)
- ▶ T-shirt with school logo
- ▶ Trainers
- ▶ Reception PE will start in the following term once the children are fully settled. The teachers will let parents know in advance
- ▶



What to bring to school

- ▶ **Book bag – labelled**
- ▶ **Water bottle – labelled**
- ▶ **Children should not bring toys from home. If toys from school appear at home please return to school**



How can I support my child?

- ▶ Routine, food and sleep!
- ▶ Have fun - enjoy their childhood and their interests!
- ▶ Read as often, and as widely as possible.
- ▶ Visit the local library
- ▶ Play board games.
- ▶ Trips and outings.
- ▶ Promote independence- dressing, eating, book bag and bottle.
- ▶ Problem solving, real life situations.
- ▶ Shopping
- ▶ Read stories with them at bedtime.

Gentle reminders

- ▶ Please carefully choose your child's meal. Any problems speak to the office.
- ▶ Everything to be clearly named- we cannot distinguish between the same jumpers, we encourage independence so please support us with this.
- ▶ No toys from home in school.
- ▶ Water bottles - please don't put them in book bags.
- ▶ Please put spare clothes in your child's PE bag if they occasionally have accidents with toileting.
- ▶ Please return any spare school items as we are running out and will have to call parents for spares if we do not have any in school.